

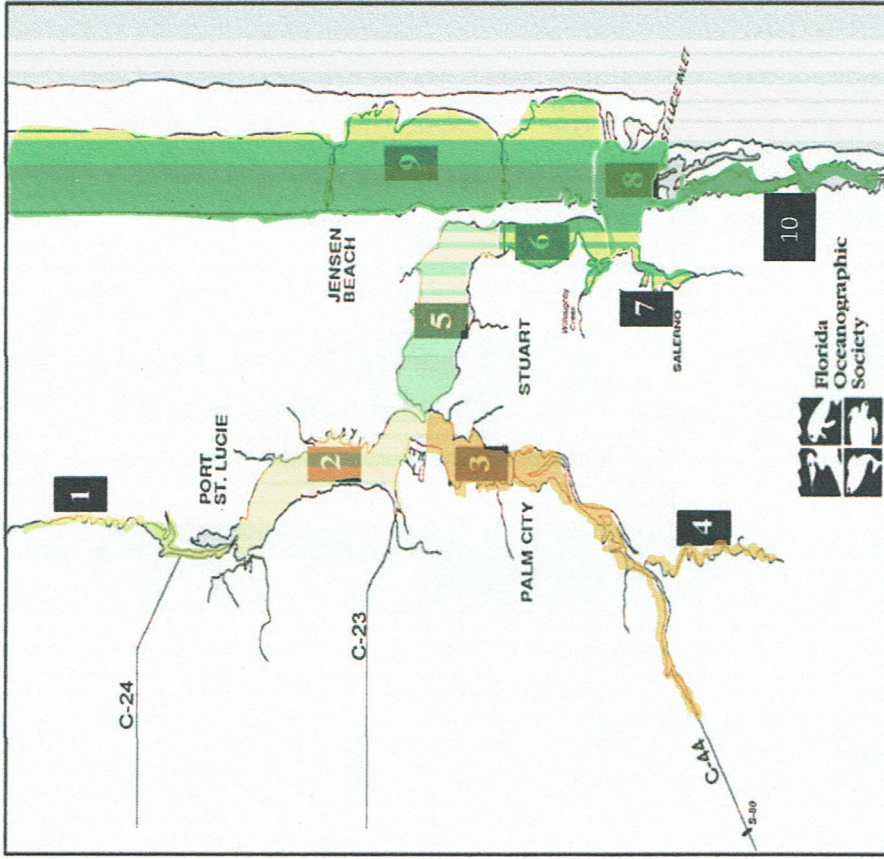
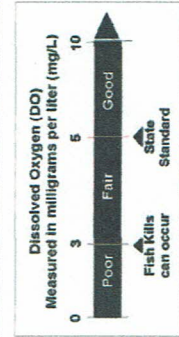

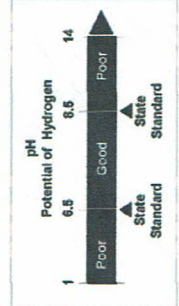
St. Lucie River Estuary Water Quality Report

This information is provided by the Florida Oceanographic Society with support of the Marine Resources Council. It is collected by the Citizen Volunteer Water Quality Monitoring Network. For historical data go to our website at: <http://www.floridaocean.org>
For sample results related to bacteria levels go to:
<http://martin.floridahealth.gov/programs-and-services/> and click on the Environmental Health link

Posted: **03/28/19**

Overall Grade:	84%	B	GOOD
----------------	------------	----------	-------------

Zone/ Location	Water Temp. Deg. F	pH	Visibility (Secchi) Meters	Salinity ppt	Dissolved Oxygen mg/L	Location Score	Grade
1. Winding North Fork	70	7.5	0.8 Fair	1 Fair	5.4 Good	76% Satisfactory	C
2. North Fork	72	8.0	0.9 Fair	14 Fair	5.2 Good	76% Satisfactory	C
3. South Fork	73	8.1	0.6 Fair	9 Poor	5.8 Good	66% Poor	D
4. Winding South Fork	73	8.2	0.7 Fair	1 Poor	5.5 Good	66% Poor	D
5. Wide Middle River	75	8.1	0.8 Fair	18 Fair	5.9 Good	76% Satisfactory	C
6. Narrow Middle River	73	8.1	1.2 Good	26 Good	7.0 Good	97% Ideal	A
7. Manatee Pocket	85	7.9	1.3 Good	29 Good	7.7 Good	97% Ideal	A
8. Inlet Area	76	8.2	1.7 Good	32 Good	5.6 Good	97% Ideal	A
9. Indian River Lagoon	72	8.2	1.0 Good	33 Good	6.0 Good	97% Ideal	A
10. Intracoastal Waterway South	74	30.5	1.3 Good	30 Good	4.6 Fair	92% Ideal	A



Overall Grading					
A	B	C	D	F	
100-90	89-80	79-70	69-60	69-0	
IDEAL	GOOD	SATISFACTORY	POOR	DESTRUCTIVE	

Salinity (ppt) Grading					
Zones	description	GOOD	FAIR	POOR	
1&4	upper north & south forks	2 - 8	1 - 2 or 8 - 15	< 1 or > 15	
2 & 3	lower north & south forks	15 - 25	10 - 15 or > 25	< 10	
5	wide middle river	> 20	15 - 20	< 15	
6	narrow middle river	> 25	20 - 25	< 20	
7	Manatee Pocket	> 27.5	20 - 27.5	< 20	
8	inlet	> 30	25 - 30	< 25	
6	IRL & Intracoastal W'wy	> 30	25 - 30	< 25	

Comment: The data above may indicate areas of concern in the St. Lucie Estuary. Citizens should call the Florida Department of Environmental Protection (DEP) at 871-7662 or the South Florida Water Management District (SFWMD) 223-2600 to ask about the quality of a specific area and report observations of pollution.